













DISASTER PREPAREDNESS QUIZ PRE-TEST



Your Name: _____ Date of Birth: _____ Today's Date: _____

Indicate your answers to the questions below by marking Yes or No in the box beside the picture. Be sure to mark your answers clearly.

1. You and your family should make a plan about where to meet in case there is a disaster. You should choose 2 possible places to meet in case you are told to evacuate: one near home and one outside of your neighborhood.	 HOUSEHOLD/ FAMILY
2. The best support for seniors & the disabled is to choose someone to check on them in an emergency and to help them evacuate.	 SENIORS & DISABLED
3. When a disaster happens, you should plan to have supplies to last for 24 hours (1 day).	 FOOD
4. You do not need a first aid kit when preparing supplies for a disaster.	 FIRST AID
5. Prepare one Go-bag for each family member and make sure each has an I.D. tag.	 GO BAG
6. Choose someone out-of-state and give them the contact information of people you want to know about your situation.	 PHONE
7. If your car stops working during a severe storm or flash flood, get out of the car and get to higher ground.	 STORM/ FLOODING
8. If local officials tell you to evacuate, lock your home and turn off the water and electricity, but leave the gas on unless you are told to turn it off.	 EVACUATION
9. If the power goes out, it is okay to use generators indoors or use a gas stove for heating.	 NO POWER
10. If your clothes catch on fire, STOP where you are, DROP to the ground, and ROLL over and over to put out the flames.	 FIRE